


# Procedures of Thesis Submission

METU  
GRADUATE SCHOOL OF SOCIAL SCIENCES




# 1.Stage

Read "thesis manual" on our web page in order to prepare the thesis in the required format after having necessary corrections be made by the thesis examination committee




## 2.Stage

Bring a print-out of the thesis in complete to Graduate School for format control before binding it, after making the necessary adjustments through examining the guide on thesis preparation




## 3.Stage

Make the thesis bound in accordance with METU format after making necessary adjustments following the format control




## 4.Stage

Leave the thesis to Room no. SBE 304 for signature of the dean of Graduate School and other procedures after completing all signatures within the thesis



## 5.Stage


Transfer a pdf file\* containing the same format as formed for binding to "E-thesis submission" section on the web page of METU Library from a computer within METU campus



\*you can access to pdf converter program from our web page

## 6.Stage

Bring the required documents and materials according to the format stated on our web page to Graduate School within a A4 size-envelope after completing all signatures



# Required materials:

1. A copy of thesis signature page
2. YÖK CD (pay attention to CD cover and file names herein!)
3. 2 YÖK forms
4. Document to be taken from the library after submission of a signed copy of the thesis to the library

